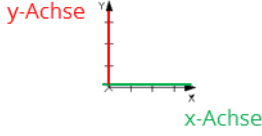

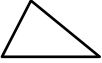
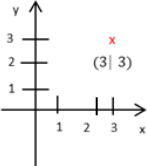
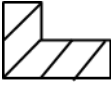

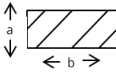











Begriff	Term	Symbol	Formel
Achse	Axis		
Balkendiagramm	Bar chart		
Bruch	Fraction	$\frac{x}{y}$	
Dreieck	Triangle		
Koordinate	Coordinate		Beispiel: (1 3)
Flächeninhalt	Area		F
Flächeninhalt Quadrat	Area of a square		$F = a^2$
Flächeninhalt Rechteck	Area of a rectangle		$F = a \cdot b$
Kreisdiagramm	Pie chart		
Lineal	Ruler		
Linie	Line		
Maximum	Maximum	max	
Minimum	Minimum	min	

Mittelwert	Mean (value)	\bar{m}	
Prozent	Percent	%	$1\% = \frac{1}{100} = 0,01$
Rechteck	Rectangle		
Quadrat	Square		
Umfang	Perimeter		
Umfang Dreieck	Perimeter of a triangle		$U = a + b + c$
Umfang Quadrat	Perimeter of a square		$U = 4 \cdot a$
Umfang Rechteck	Perimeter of a rectangle		$U = a + a + b + b$ $= 2a + 2b$